




6b

Bilder ordnen und Sätze schreiben






Ordne die Bilder von Seite 60 bis 69 in der richtigen Reihenfolge. So kannst noch einmal ganz genau überlegen, was in der Geschichte passiert ist.

1. Schau dir alle Bilder an.
2. Bring die Bilder in die richtige Reihenfolge. Nummeriere sie.
3. Wähle mindestens 3 Bilder aus. Schreibe zu jedem Bild einen Satz.



Such dir anschliessend eine Partnerin oder einen Partner. Vergleiche eure Lösungen. Wenn ihr euch nicht einig werdet, könnt ihr das Buch zur Hilfe nehmen.



	 <p>A black and white sketch of two men. The man on the left has curly hair and a mustache, looking towards the right. The man on the right is wearing a checkered hat and holding binoculars to his eyes.</p>	<hr/> <hr/> <hr/> <hr/> <hr/> <hr/> <hr/> <hr/>
	 <p>A black and white sketch of a person with long, dark hair lying in a bed, partially covered by a white sheet. The person's face is visible, looking towards the viewer.</p>	<hr/> <hr/> <hr/> <hr/> <hr/> <hr/> <hr/> <hr/>
	 <p>A black and white sketch of a man with spiky hair standing in a doorway. He is wearing a dark, long-sleeved shirt and has his hands on his hips. In the background, there is a table with a lamp and a framed picture on the wall.</p>	<hr/> <hr/> <hr/> <hr/> <hr/> <hr/> <hr/> <hr/>
	 <p>A black and white sketch of a person with long hair standing on a balcony or ledge. The person is leaning forward, looking down. The balcony has a decorative railing.</p>	<hr/> <hr/> <hr/> <hr/> <hr/> <hr/> <hr/> <hr/>
	 <p>A black and white sketch of a man wearing a dark hat and a dark coat. He is holding an umbrella in his right hand and looking towards the left. The background is minimal, suggesting an outdoor setting.</p>	<hr/> <hr/> <hr/> <hr/> <hr/> <hr/> <hr/> <hr/>